



EVERYTM DESTINATION.

ISX 650



FOR MOTORHOMES

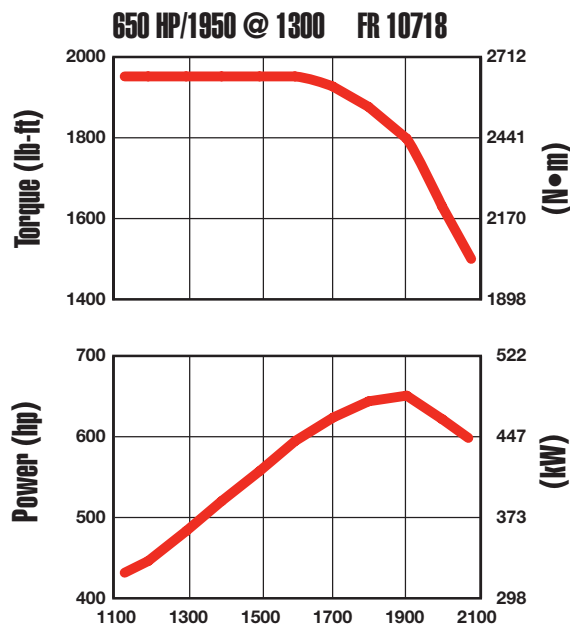

FOR MOTORHOMES.

ISX 650

For superior performance and incredibly strong braking power, ultra-luxury motorhome owners choose Cummins ISX 650. Every time.

The ISX 650 delivers uncompromising performance for towing heavy loads and climbing steep mountain grades. Its patented Variable Geometry Turbocharger (VG Turbo) now has electric actuation for enhanced engine response at every rpm. Plus, the standard Intebrake™ system produces up to 600 braking horsepower for superior driver control on downhill slopes.

The ISX 650 has been developed to optimize every aspect of the engine's operation, utilizing Cummins comprehensive in-house design approach to every engine system from the air intake to the exhaust system. Integration of Cummins advanced electronic controls, VG Turbo, high-pressure fuel system, combustion technology and exhaust aftertreatment is how the ISX 650 delivers on the performance and value expectations of the motorhome owner. And the ISX 650 does it while being certified and compliant to the toughest standards, the 2007 EPA emissions regulations.



Specifications

ADVERTISED HORSEPOWER	650 HP	485 kW
PEAK TORQUE	1950 LB-FT	2644 N•M
GOVERNED SPEED	2100 RPM	
CLUTCH ENGAGEMENT TORQUE	1000 LB-FT	1356 N•M
NUMBER OF CYLINDERS	6	
OIL SYSTEM CAPACITY	14 U.S. GALLONS	52.9 LITERS
SYSTEM WEIGHT	3,093 LB	1,403 KG
ENGINE WEIGHT (DRY)	3,021 LB	1,370 KG
AFTERTREATMENT*	72 LB	33 KG

*Increase over standard muffler.

Cummins is a pioneer in product improvement. Thus specifications may change without notice. Illustrations may include optional equipment.

Features And Benefits.

- Outstanding performance with fully integrated design
 - Highest horsepower and torque rating available for use with an Allison automatic transmission
 - The enhanced fuel system delivers optimum balance of performance, emissions control and fuel economy across the operating range
 - Patented VG Turbo has enhanced response and control with electric actuation for infinite adjustment
 - Cummins Particulate Filter is fully integrated for uncompromising performance, reliability. Reduces particulate matter more than 90%



- Crankcase ventilation system is electronically managed for optimum efficiency and eliminates oil carryover
- Unmatched engine braking
 - Dual overhead cam design optimizes engine brake performance
 - Electrically controlled Variable Geometry Turbocharger increases braking and performance
- Low cost of ownership
 - 15,000-mile (24,000 km) or 1-year oil change intervals
 - “No-adjust” 500,000-mile (800,000 km) engine overhead

Designed For Reliability And Durability.

The Heavy-Duty Cummins ISX is designed for years of dependable use in many different applications, including motorhomes.

- Patented single-piece Monotherm®* piston
 - Delivers increased durability
 - Superior oil control
- Directed piston cooling
 - Lowers piston and oil ring temperatures
- Mid-stop cylinder liner
 - Minimizes oil consumption
 - Increases life-to-overhaul
- The Holset Variable Geometry Turbocharger (VG Turbo)
 - Enhances reliability because it has only one moving part in the hot exhaust flow
- Combination full-flow/bypass lube oil filter
 - Delivers better filtration for longer component life

*Monotherm is a registered trademark of MAHLE, Inc.



Equipment That Makes A Difference.

- Cummins 18.7-cfm air compressor is standard
- Water-in-fuel sensor alerts drivers of contamination that could cause performance and durability problems
- RoadRelay™ 4 is an onboard monitoring system that provides the driver with trip information such as mpg, engine fault details and optional anti-theft protection

Electronic Features.

A single ECM (Electronic Control Module) controls the engine and aftertreatment. It also coordinates interaction with the transmission, ABS, engine brake, cooling fan and more. Plus, the ISX has every diagnostic, maintenance-monitoring and engine protection feature that you need.

ISX Maintenance Intervals.

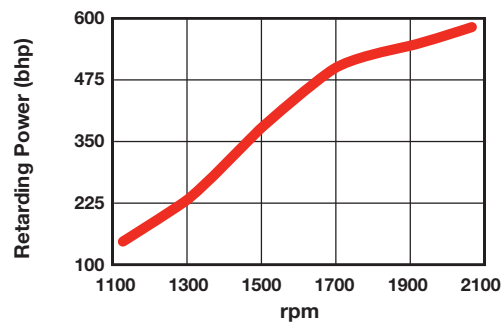
	MILES KILOMETERS	MONTHS
OIL AND FILTER	15,000 24,000	12
FUEL FILTER	25,000 40,000	12
COOLANT FILTER	50,000 80,000	12
OVERHEAD ADJUSTMENT	500,000 800,000	60
COALESCING FILTER	125,000 200,000	12
PARTICULATE FILTER CLEANING	200,000-400,000 320,000-640,000	

Cummins ISX is fully compatible with long-life coolant/antifreeze formulas which allow changes out to six years. Follow maintenance guidelines recommended by the manufacturer for safe use with extended service intervals.

See Owners Manual for complete details.

Engine Braking.

The ISX braking system (Intebrake) comes standard with every engine and provides driver comfort and control while reducing service brake wear. The combination of the Holset Variable Geometry Turbocharger (VG Turbo), dual overhead camshafts and integrated electronic control of the engine fan results in up to 600 braking horsepower.



Warranty And Extended Coverage Plans.

Standard Motorhome Warranty (U.S. and Canada only):

- 5 years or 100,000 miles (160,935 km), whichever comes first
- Includes parts and labor and progressive damage resulting from engine failure due to defects in material or factory workmanship
- Covers towing for the first year
- Complete warranty details are provided in Cummins Bulletin 3381340

Optional Extended Coverage Plans:

- Plans available for purchase through Cummins distributors
- 5 years/150,000 miles (241,402 km) or 5 years/200,000 miles (321,869 km)
 - Covers 100% parts and labor except maintenance items
 - See Cummins Bulletin 3381368 for details
- 7 years/150,000 miles (241,402 km) or 10 years/200,000 miles (321,869 km)
 - Major components coverage
 - See Cummins Bulletin 3381367 for details



QuickServe® Online.

The right information is priceless. Things change so rapidly today, you can't afford to take a chance on outdated information. Paper manuals and CD-ROMs can't always keep pace with ever-changing parts and service information. You need the most current information – continuously updated – every minute of every day. The Internet is the answer. QuickServe Online is your complete reference for Cummins parts and service information on the Internet. For more information, contact your local Cummins distributor or log on to quickserve.cummins.com.



Coach Care.™

Coach Care is a network of service centers dedicated to making every maintenance or repair event a pleasant experience. Coach Care facilities are:

- Designed to meet the needs of motorhome owners
- Cummins distributor locations, fully certified by Cummins and Cummins Power Generation
- Certified to work on most motorhome chassis
- Capable of performing many appliance repairs (most locations)
- Equipped with overnight parking, electrical hookups, sanitation and sewage disposal
- Located near America's most popular motorhome destinations. Call 1-800-DIESELS for locations

For more information, check out the Coach Care section at funroads.com.

Cummins Customer Support.

Our Customer Care programs for motorhome buyers are unmatched by anyone else in the motorhome industry. Key elements of Cummins customer support include:

- Personalized factory assistance regarding general product and warranty support, service location assistance and general Cummins information are available by calling 1-800-DIESELS
- The largest parts and service network in the industry with over 3,500 authorized repair locations throughout the U.S. and Canada
- Certified motorhome repair locations
- Accelerated problem diagnosis at every Cummins QuickServe location
- 24/7 access to Cummins
 - 1-800-DIESELS (1-800-343-7357) – select Option 3 for service location assistance any time of the day or night
 - Log on to everytime.cummins.com and click the "Service Locator" link in the top bar for 24-hour service location assistance



Cummins Inc.
Box 3005
Columbus, IN 47202-3005
U.S.A.

Phone: 1-800-DIESELS (1-800-343-7357)
Fax: 1-800-232-6393
Internet: everytime.cummins.com

Bulletin 4971142 Printed in U.S.A. 10/07
©2007 Cummins Inc.