



EVERY™ CALL. ISM

For Fire And Emergency Applications

Features And Benefits.

- High-pressure fuel injection system delivers optimum balance of performance, emissions control and fuel economy across the entire operating range.
- Variable Geometry Turbocharger gives enhanced response and control. Electric actuation for infinite adjustment provides the exact boost needed across the operating range.
- Articulated piston design featuring a forged-steel crown and an aluminum skirt for higher top ring position, maximizing fuel efficiency.
- Emissions are reduced and mpg optimized with cooled Exhaust Gas Recirculation, lowering the combustion temperatures.
- Particulate matter is reduced with Cummins Particulate Filter. Fully integrated for uncompromising performance and reliability.
- For optimum control of the engine and aftertreatment, the full-authority Electronic Control Module has higher microprocessor capacity and speed.
- C Brake™ by Jacobs®, an option that adds up to 345 braking horsepower, gives greater driver control as it minimizes service brake wear and maintenance costs.
- All ISM fire and emergency ratings are certified and compliant to the current, most stringent EPA standards.



Ratings

ENGINE MODEL	ADVERTISED HORSEPOWER	PEAK TORQUE	GOVERNED SPEED
ISM 500*	500	1550 @ 1200 rpm	2100 rpm
ISM 450**	450	1550 @ 1200 rpm	2100 rpm
ISM 435**	435	1550 @ 1200 rpm	2100 rpm
ISM 400**	400	1550 @ 1200 rpm	2100 rpm
ISM 400	400	1250 @ 1200 rpm	2100 rpm
ISM 385	385	1450 @ 1200 rpm	2100 rpm
ISM 365	365	1350 @ 1200 rpm	2100 rpm

Specifications

Advertised Horsepower	365-500 hp	272-373 kW
Peak Torque	1350-1550 lb-ft	1830-2102 N•m
Governed Speed	2100 rpm	
Clutch Engagement Torque	700 lb-ft	949 N•m
Number of Cylinders	6	
Oil System Capacity	10.2 U.S. gallons	38.6 liters
System Weight	2,268 lb	1,028 kg
Engine (Dry)	2,206 lb	1,000 kg
Aftertreatment***	62 lb	28 kg

*Rating does not include a Cummins Particulate Filter
 **Rating available with or without a Cummins Particulate Filter
 ***Increase over standard muffler

Cummins ISM For Fire And Emergency Applications.

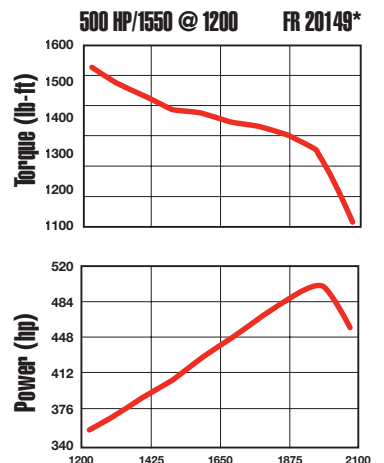
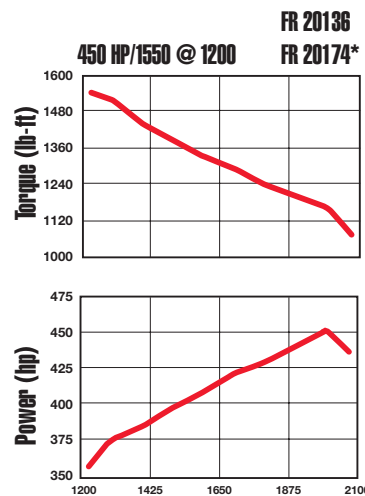
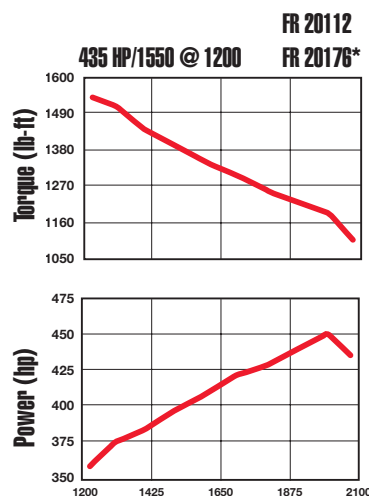
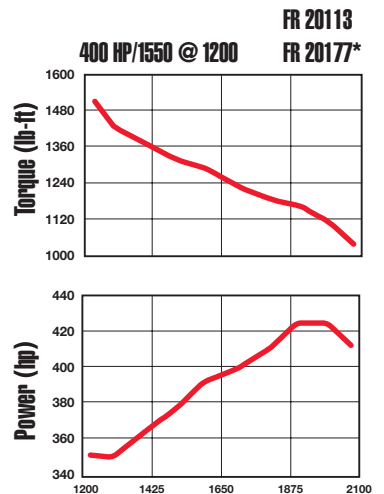
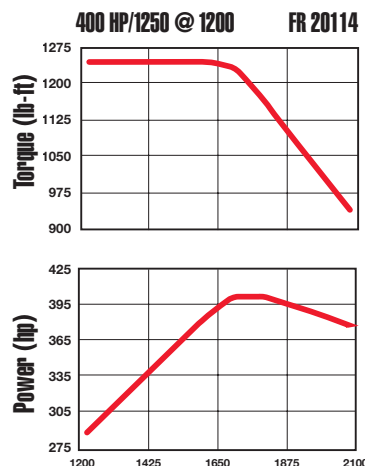
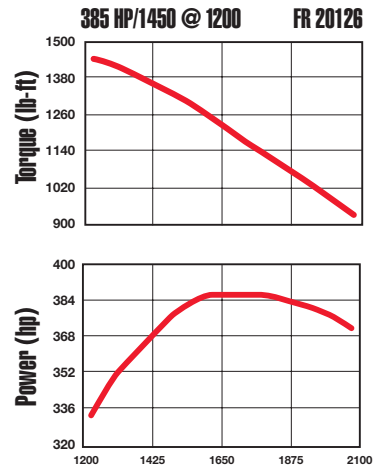
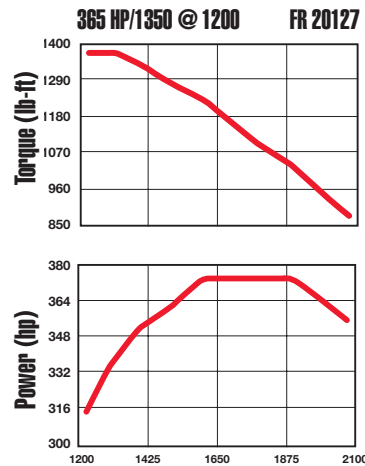
Heavy-duty fire equipment puts a heavier demand on your engine. That's where the ISM shines. Not only is it designed to run stronger than ever with an improved turbocharger, it has one of the highest power-to-weight ratios in its class. So you get superior performance with improved transient response for quicker response times. And, Cummins ISM provides high pumping pressure at low rpm to do battle with a four-alarm blaze. All good reasons why the ISM should be America's #1 choice for custom-built fire apparatus.

How did we meet stringent emissions controls and still make all these improvements? Every element in our integrated design is manufactured within the Cummins family. That includes our proven cooled-EGR subsystem, a high-pressure fuel injection system, patented VG Turbo, Cummins Particulate Filter and a crankcase ventilation system.

ISM Maintenance Intervals.

	MILES/ KILOMETERS	HOURS	MONTHS
OIL AND FILTER	15,000 24,000	400	6
PRIMARY FUEL FILTER	15,000 24,000	300	6
COOLANT FILTER	15,000 24,000	300	6
VALVE ADJUSTMENT	120,000 192,000	3,000	24
COALESCING FILTER	150,000 240,000	4,000	24
PARTICULATE FILTER CLEANING*	200,000-400,000 mi (320,000-640,000 km)		

*For ratings equipped with a Cummins Particulate Filter



*Without a Cummins Particulate Filter

C Brake is a trademark of Cummins Inc.
Jacobs is a registered trademark of Jacobs Vehicle Systems.

Cummins is a pioneer in product development. Thus, specifications may change without notice. Illustrations may include optional equipment.

©2007 Cummins Inc. Bulletin 4103993 Printed in U.S.A. Rev 7/07



Cummins Inc.
Box 3005
Columbus, IN 47202-3005
U.S.A.

Phone: 1-800-DIESELS (1-800-343-7357)
Fax: 1-800-232-6393
Internet: everytime.cummins.com